

### ► Simple, Reliable and Accurate

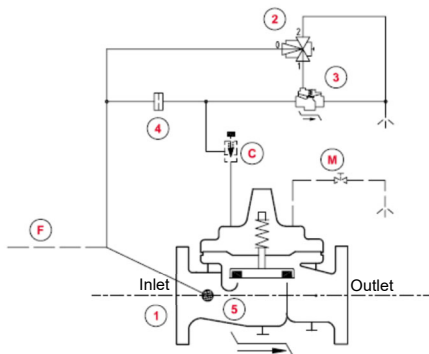
- U.L. Listed
- Fast Acting Solenoid Control
- Reliable Drip Tight Shut-off
- Simple Design, Proven Reliable
- Easy Installation & Maintenance

The CLA-VAL Model 134E/D-05 Solenoid Control Valve is an on-off control valve which either opens or closes upon receiving an electrical signal to the solenoid pilot control. This valve consists of a 100G/2100G U.L. listed HYTROL main valve, a three-way solenoid valve and an auxiliary pilot valve. This pilot control system alternately applies pressure to/or relieves pressure from the diaphragm chamber of the main valve. It is furnished either normally open (de-energize solenoid to open) or normally closed (energize solenoid to open).

**Note:** For seawater applications use 100GS/2100GS main valve.



### ► Function



#### Schematic Diagram

ITEM	DESCRIPTION
1	Main valve model HYTROL 100G/2100G UL listed
2	3-Way Solenoid valve
3	100-01 Auxiliary valve HYTROL
4	X58C Restriction assembly
5	X46A Flow clean strainer

#### Optional Features

ITEM	DESCRIPTION
C	CV One-way flow control (Closing speed)
F	Remote sensing
M	RB-117 Manual operator
S	CV One-way flow control (Opening speed)

### ► Specifications

#### Size:

Globe or Angle: 3" - 12" flanged  
Other sizes upon request

#### End Details:

Ductile iron ANSI B16.42  
Cast steel ANSI B16.5  
Bronze ANSI B16.24  
Stainless steel ANSI B16.5

#### Pressure Ratings:

150 class 250 psi max.  
300 class 400 psi max.

**Temperature Range:** Water max.  
180°F / 82°C

#### Pressure Adjustment Range:

150 lb. Class: 20-200 psi  
300 lb. Class: 100-300 psi

#### Solenoid Control\*:

Standard safe zone execution  
Explosion proof ATEX available

#### Voltages:

220 -50Hz AC  
24 and 48 DC  
Others available at extra cost  
Max. differential operating pressure: 200 psi  
Manual operator available at extra cost.  
UL Listed: 3" - 12"

### ► Materials

#### Main valve body & cover:

Ductile iron\* - ASTM A536 / EN-GJS-400

Cast steel ASTM A216-WCB\*

Naval bronze ASTM B61

Nickel aluminum bronze ASTM B148

Super Duplex stainless steel

Stainless steel ASTM A743-CF-8M

#### Main Valve Internal Trim:

Bronze / Stainless steel

#### Pilot Control System:

Cast bronze ASTM B61.

UL listed 3" - 12"

#### Rubber Parts:

Buna-N® synthetic rubber

\* Optional material available for Seawater Service

### Cover capacity

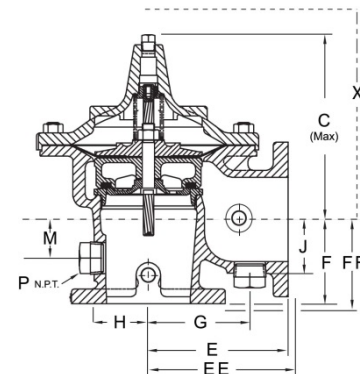
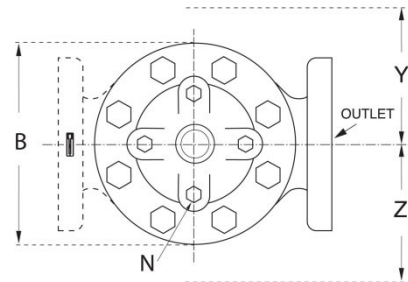
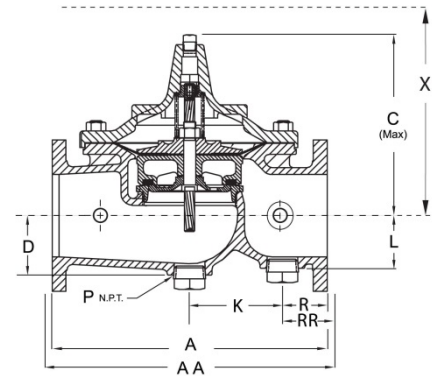
Valve size [inch]	Displacement
3"	0.080 gal
4"	0.169 gal
6"	0.531 gal
8"	1.26 gal
10"	2.51 gal

### Functional data

Valve size		[Inches]	3	4	6	8	10
		[mm]	80	100	150	200	250
Cv factor	Globe pattern	[gpm]	115	200	440	770	1245
		[l/s]	27.6	48	105.6	184.8	299
	Angle pattern	[gpm]	139	240	541	990	1575
		[l/s]	33.4	58	130	238	378

### ► Dimensions

Valve size [mm]	80	100	150	200	250
A 150 ANSI	305	381	508	645	756
AA 300 ANSI	337	397	533	670	791
B Dia.	232	292	400	508	600
C (max.)	208	270	340	406	435
D	65	81	110	131	216
E 150 ANSI	178	216	254	322	378
EE 300 ANSI	-	224	267	350	-
F 150 ANSI	102	126	152	203	219
FF 300 ANSI	-	134	165	216	-
G	121	151	184	216	267
H	68	71	99	135	167
J	65	71	97	122	148
K	178	102	171	432	394
L	65	71	97	122	216
M	45	61	70	102	108
N NPT	1/2"-14	3/4"-14	3/4"-14	1"-11 1/2	1"-11 1/2
P NPT	1/4"-11 1/2	2"-11 1/2"			
R 150 ANSI	64	88	83	106	181
RR 300 ANSI	79	96	95	119	198
X Pilot System	381	432	737	787	838
Y Pilot System	279	305	508	559	610
Z Pilot System	279	305	508	559	610
Approx. ship Wt. [Kg]	32	64	129	227	354



### ► When Ordering, Please Specify

1. Catalog Number 134-05
2. Valve size
3. Globe or Angle pattern
4. Pressure Class
5. Threaded, Flanged or Grooved
6. Material Desired
7. Energized or De-energized to open main valve
8. Solenoid Enclosure, Voltage & Hertz
9. When vertically installed